


INJECTION RATE GAUGES


The 5700, 7000 and 17000 series gauges are armored rate setting gauges with NPT or flanged connections at each end. These gauges provide a visual means for setting and monitoring the pump rate of a chemical metering pump. The gauges operate in low to medium pressure applications.

5700 RATE GAUGE WITH 1/2" CONNECTIONS



5700 Rate Gauge with Optional Flange Connection

7000 RATE GAUGE WITH 3/4" TEST VALVE CONNECTION 17000 RATE GAUGE WITH 1" CONNECTIONS



5700, 7000 AND 17000 SERIES GAUGE SPECIFICATIONS

The armored design of the gauge offers maximum protection for the sight tube from mechanical impact. Three sides of the gauge are protected with a metal frame, while the face of the gauge is protected with an impact resistant polycarbonate shield. This shield can be custom calibrated to read tank volume or any other desired calibration. A wide variety of wetted materials and seals are available to ensure compatibility with whatever fluid is being used. For mounting purposes, a mounting tab is welded to the back of the gauge.

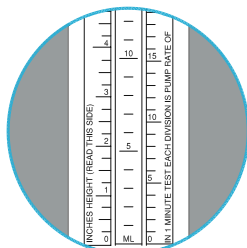
The 5700 rate gauge has 1/2" MNPT x 3/8" FNPT threaded process connections. 1/2" to 2" flanged process connections are also available. The standard sight tube is 5/8" O.D. glass. Other sight tube options are also available upon request.

The 7000 Injection Rate Gauge is of the same construction as the 5700 gauge but is provided with a spring-loaded test valve similar to the valve supplied on the 779 Drum Gauge. The test valve is used to isolate the chemical supply tank from the gauge to conduct a one minute calibration test for the chemical pump.

The 17000 rate gauge is fitted with 1" MNPT process connections (flanged process connections are also available). The standard sight tube is 1" O.D. high pressure glass, which makes it ideal for thick, viscous, liquids.

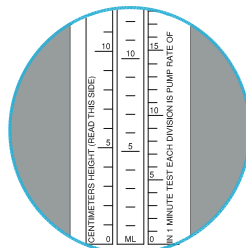
SPECIAL GAUGE APPLICATION - CHEMICAL INJECTION SYSTEMS

5700, 7000 and 17000 gauges are used to calibrate chemical injection systems. The injection rate of a chemical metering pump is checked by closing a valve between the gauge and the chemical storage tank and observing the change in fluid height in one minute. Using the rate scale on the front of the polycarbonate shield, count the number of marks the fluid level passed during the one minute test period. This will give you the actual chemical pump rate. If the rate is not the one desired, make an adjustment to the chemical pump feed rate, and conduct as many one minute tests as is necessary to set the chemical pump to the rate desired. If a higher pump rate is required, the test period can be shortened to 30 seconds or 15 seconds or lengthened to a 2 minute test.



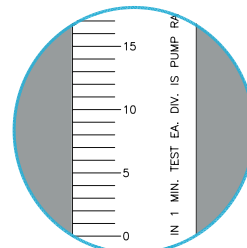
RH

Silk screened rate/height shield calibrated in quarts per day, milliliters per minute and height in inches



"MRH"

Silk screened metric rate/height shield calibrated in liters per day, milliliters per minute and height in centimeters



"S"

Custom engraved shield with scale(s) to meet your application requirements (tank volume, percent, etc.)

