



RDI Series Rupture Disk Indicator

Over pressure or discharge indication for rupture disk and relief valve applications

The Rupture Disk Indicator RDI is a simple and effective means of indicating when the process media ruptures a disk or opens a relief valve.

Operation

The RDI installs onto the vent side of a rupture disk assembly or onto the discharge side of a relief valve. Upon rupture of the disk or discharge of the relief valve, the RDI alarm circuit is opened by the flowing media.

Features

- One time use, LOW COST
- Sizes 1" thru 24"
- Compatible with Metal or Graphite Rupture Disks or for stand alone use (relief valve applications)
- Resistant to most chemicals
- Minimizes downtime due to immediate burst indication
- Supplied ready for installation
- Installs easily into existing pipe systems
- Furnished with attached 6 foot PTFE sheathed lead wire (cable)
- No routine maintenance required
- Installs on outlet side of rupture disk or rupture disk holder isolating the RDI from the process media

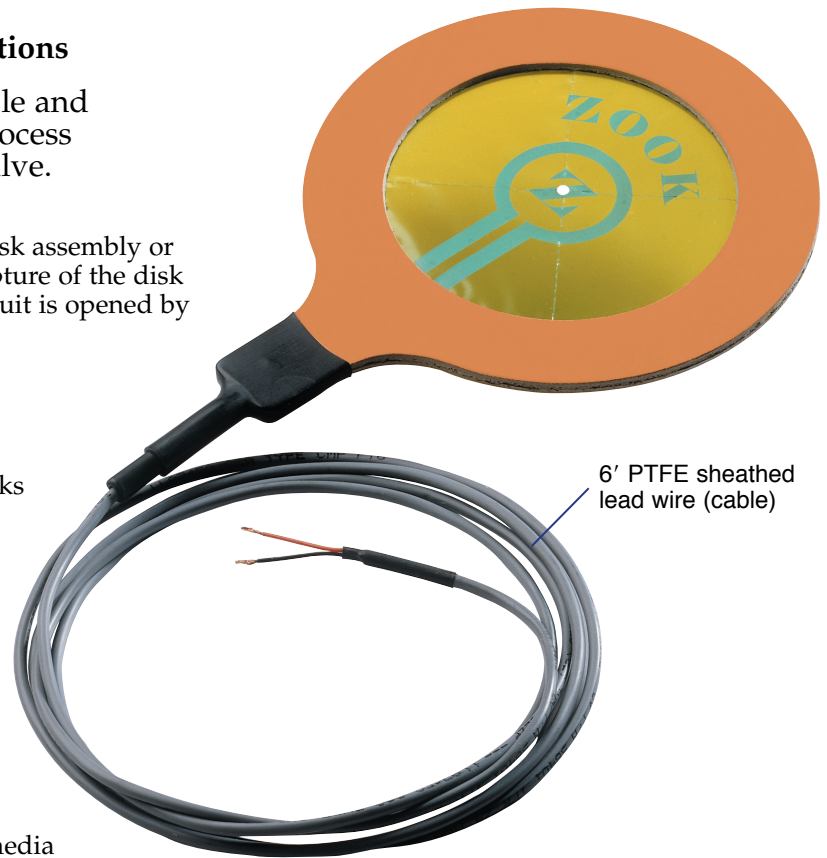
Materials

Gaskets – Compressed fiber

Membrane – Kapton®

Conductive material – Silver

Leadwire – 6 foot, 24 AWG, 2 conductor
PTFE sheathed leadwire (cable)



RDI Operating Limits

Max. Voltage24 VDC
Max. Current150 mA
Temp. Range-40 to +392°F

Specifications

Disk Size	Minimum Burst Pressure PSI @ 72°F (22°C)	Nominal Indicator Thickness
1" - 2"	5	3/16"
3"	3	
4"	2	
6" - 24"	1	

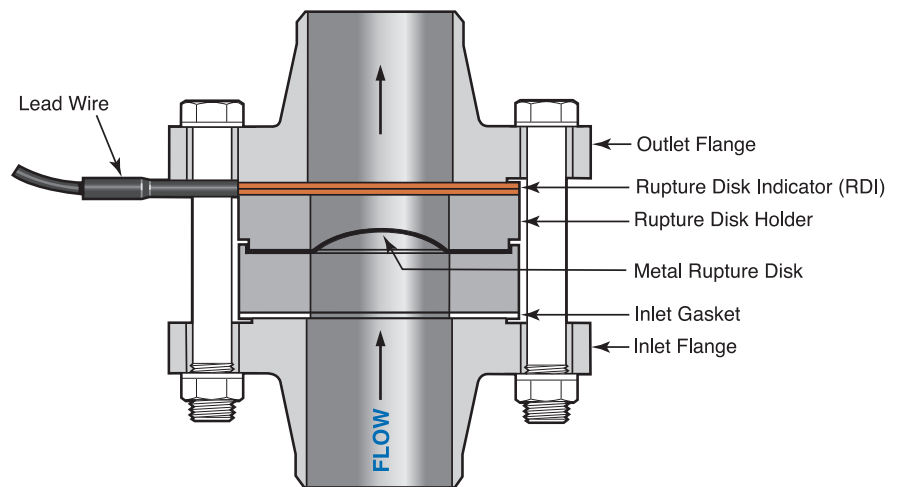
KAPTON - Registered TM DuPont

Ordering Information

When ordering RDI, specify: flange size, flange series, relieving pressure of pressure relief device, and coincident temperature

Contact ZOOK for stocked sizes ready for immediate shipment

Typical Installation



Note: RDI is considered a simple device, therefore, approval is not required. Installation must be in accordance with ANSI/ISA RP12.6 and the NEC (ANSI/NFPA 70)

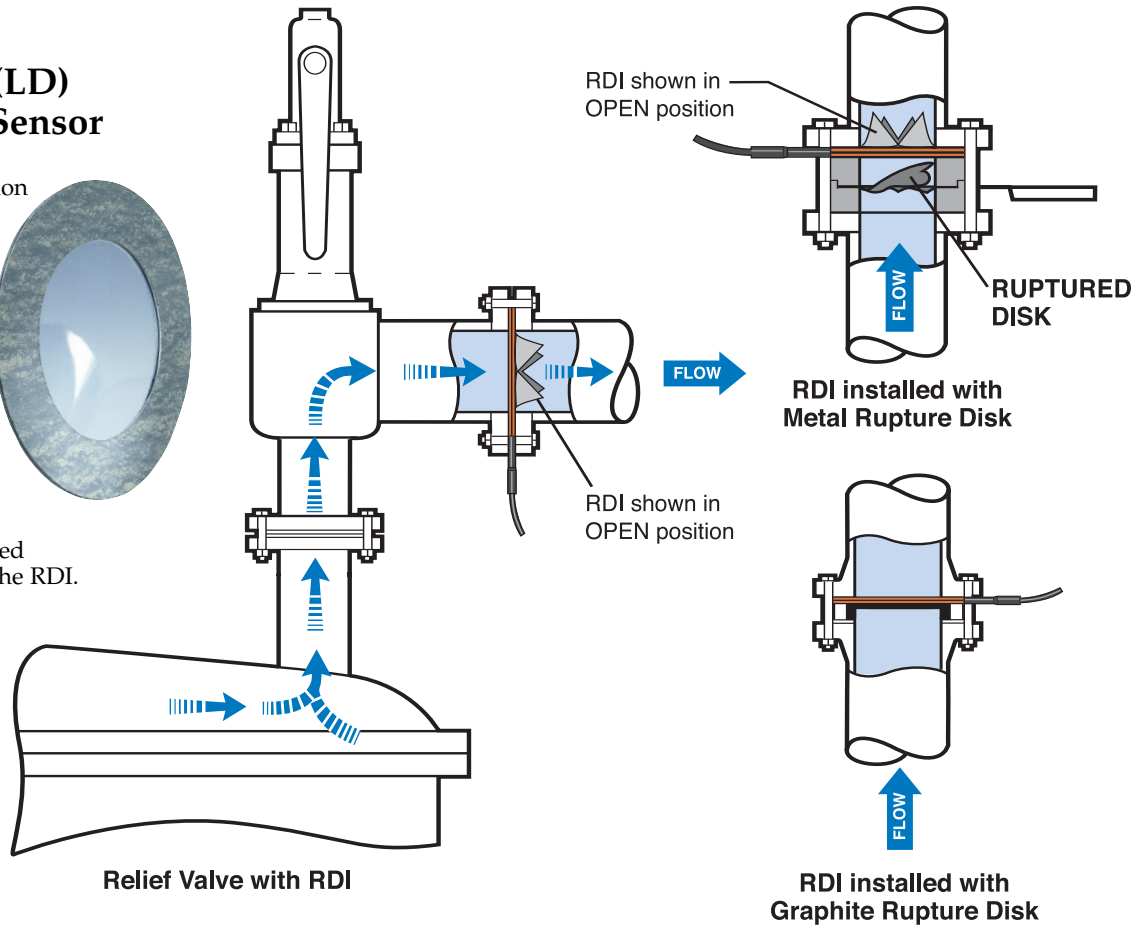

Rupture Disk and Relief Valve Applications

Optional Leak Detector (LD) for RDI Burst Sensor

For optional leak detection specify RDI-LD. The LD is a TFE seal affixed between two gaskets. When installed a build-up in pressure causes the RDI to open the electrical circuit.

Note: Max. Temperature of 500°F (260°C) Limitation of liner material

The LD is always installed on the pressure side of the RDI.



MONITOR

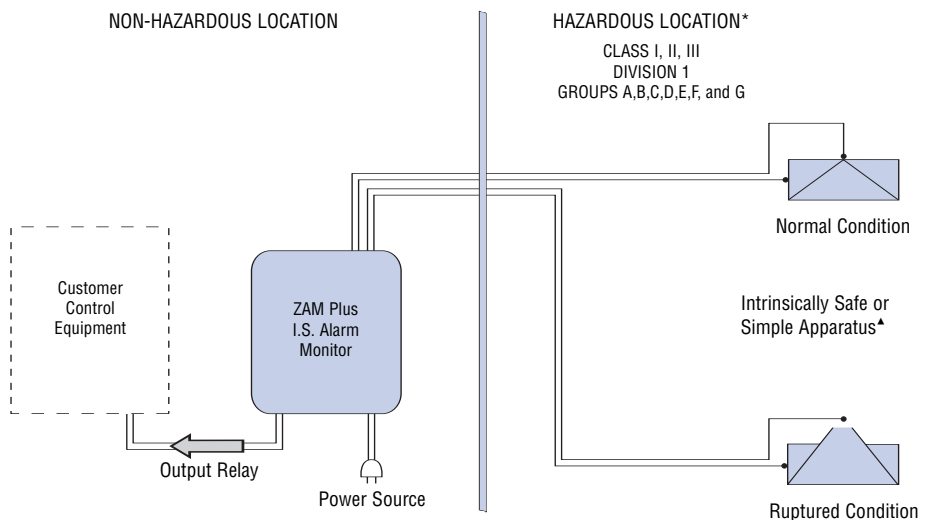
The RDI Rupture Disk Indicator works with ZOOK ZAM Plus Alarm Monitor or any other monitoring system. Contact ZOOK for additional information.

The monitor wired to the RDI will be activated providing immediate local or remote warning of a ruptured disk. The ZAM Plus monitor allows output to control pumps, valves, and other equipment which may be activated to control or shutdown a process.

CAUTION

The RDI is an electrical device suitable for use in hazardous locations (Class I, II, and III, Division 1 and 2, Group A thru G) provided that it is used with an approved intrinsically safe electrical alarm monitor.

For services involving highly electrically conductive fluids, contact ZOOK for this type of application.



*Contact ZOOK for information about mounting the ZAM Plus Alarm Monitor in hazardous locations.

▲Hazardous location equipment must be NEC compliant or simple apparatus.



ZOOK Enterprises, LLC
16809 Park Circle Drive
Chagrin Falls, OH 44022 U.S.A.
Toll Free **800.543.1043**
Phone **440.543.1010**
Fax **440.543.4930**
E-mail **sales@zook.cc**

ZOOK Canada, Inc.
4400 South Service Road
Burlington, ON Can. L7L 5R8
Toll Free **800.370.6057**
Phone **905.681.2885**
Fax **905.681.8838**
E-mail **sales.canada@zook.cc**

ZOOK Europe, LTD.
Unit 1.14, Great House Waterside Business Park
Redwall Close, Rotherham Road
Dinnington, Sheffield UK. S25 3QA
Phone **0044 (0) 1909 560999**
Fax **0044 (0) 1909 560860**
E-mail **zookeurope@zook.cc**



visit us on the web at www.zook.cc